

LEVER switch

Surface mount Type
(3-direction operation type)

MODEL NO.
1512 Series



Features

Lever and push operation type lever switch.

Feedback for push and side action.

Compact size allows high-density components mounting.

With guide boss structure.

Applications

Compact, portable units.

For selecting modes of digital camcorders, digital cameras.

Mobile devices such as PDA, mobile phones.

Operating signal input switches, etc.



Main Specifications

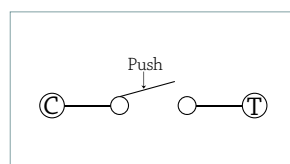
Rating	10mA 5V DC	
Travel	0.85mm Min.	
Operating temperature	-20°C ~ 70°C (45% ~ 85% RH)	
Operating Force	Lever portion : 70gf	Push portion : 200gf
Operating Life	100,000 Cycles	

Subsidiary Production Code

Code number	Operating direction	Lever type	Guide Boss	Drawing
1512	Horizontal	W-Lever	With	1
1512A		A-Lever		2

Circuit Diagram

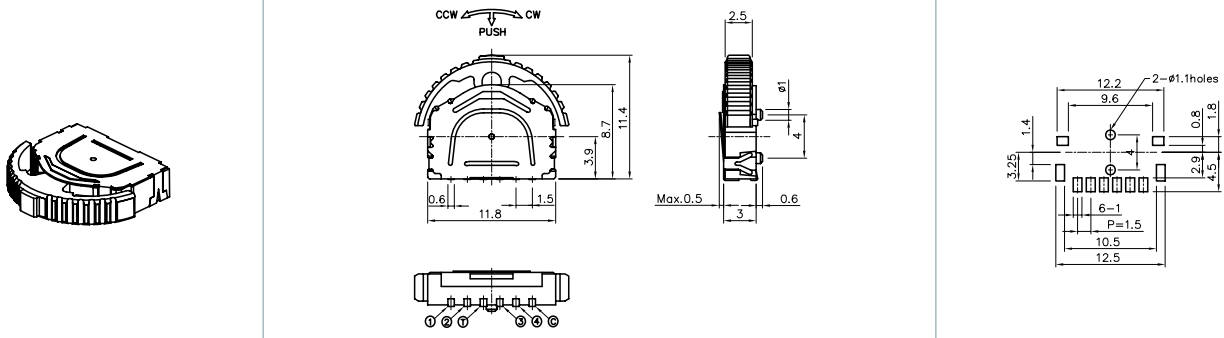
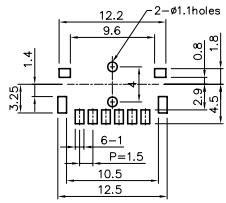
Push Portion



Lever Portion (Code Table)

Angle Terminal	25°	21.5°	11°	0°	11°	21.5°	25°	
①	-----			-----				
②	-----							
③						-----		
④					-----			
C	-----							

CCW ← → CW

No.	3D	Dimension Type	P.C.B pattern dimension
1	<p style="text-align: center;">1512</p> <p style="text-align: center;">Unit : mm</p> 		
2	<p style="text-align: center;">1512A</p> <p style="text-align: center;">Unit : mm</p> 